



IZI metal roofing tile in a new version - IZI 2.0 premiere

Can the IZI flat roofing tile be even easier to install? Yes, as it is proved by our new IZI 2.0 roofing tile, which is part of the COMPACT Series.

The IZI 2.0 roofing tile encompasses all the features valued by roofers in the COMPACT SERIES product line. Its modular design ensures easier transportation and installation. With its right-angled embossments and ready-to-use mounting holes, the IZI 2.0 significantly simplifies roof work and eliminates the risk of technical errors. In addition, the ready-made installation recesses reduce the visibility of screws and fixings.

A wide color range is another distinguishing feature of the IZI 2.0 roofing tile, as it allows the roof to match diverse designs and façade shades.

The IZI 2.0 roofing tile is a versatile product that complements virtually any architectural style, owing to its sleek and flat surface. Its exceptional appeal lies not only in its resistance to passing trends but also in its remarkable durability. This durability is achieved through the use of high-quality steel from trusted suppliers and coatings subject to rigorous testing in our specialized BP2 laboratories.



06/2023/EN



- | | | |
|----------------------------------------------------|----------------------------------------------------|--------------------------------------------------|
|
Modular roofing tiles
MODULAR SERIES |
Compact roofing tiles
COMPACT SERIES |
Steel roofing tiles
CLASSIC SERIES |
|
Retro roof tiles
RETRO SERIES |
Roof panels
PANEL SERIES |
INTEGRATED
PV PANELS |
|
Steel roof gutter system
INGURI |
TRAPEZOIDAL
SHEETS |
FLAT METAL
SHEETS |
|
FLASHINGS |
ACCESORIES |
Roof Sandwich
PANELS |
|
Wall Sandwich
PANELS |
Facade cladding
SKRIN, LINEA, SINUS |
Wall cassette &
PROSYSTEM |
|
Uncoiling and slitting
SERVICES |
Flat sheets and cutting
SERVICES |
PERFORATION
of sheets |



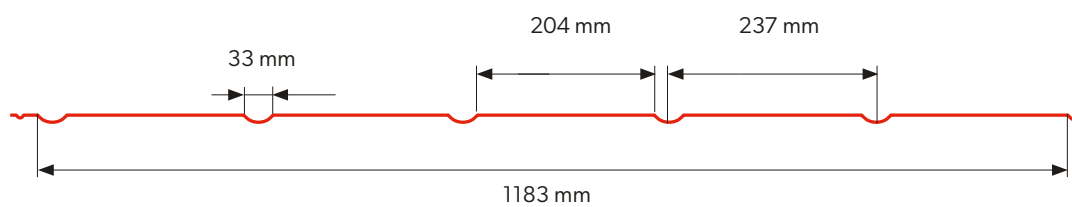
IZI 2.0
IZI metal roofing tile
in a new version
New on the offer

THE POWER OF ROOFS



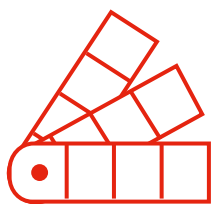
IZI 2.0

Technical information



Technical information [mm]

Effective width	1183
Overall width	1233
Sheet thickness	0,5
Profile overall height	38
Embossing height	30
Module width	350
Effective area (coverage) of a single sheet	0,828 m ²
Weight	ok. 4,5 kg/m ²
Roof angle	>9°



WIDE RANGE OF COLOURS

Available in a wide range of colours and coating types to match the roof with diverse façade designs.




LONG-TERM WARRANTY

Guarantees of up to 40 years are provided, as for the rest of the COMPACT SERIES products.



Product advantages

IZI 2.0




IZI 2.0, available in the COMPACT SERIES, is a version of the sheet metal roofing tiles in convenient two-module sheets. This design allows quick installation, easy transportation, and convenient storage.

COMPACT SERIES




MOUNTING RECESSES

The specially thought-out installation recesses create a shadow to effectively minimise the visibility of installation screws. These recesses also serve as markers, indicating the connection points between the sheets and the roof structure.



MODULARITY

The modular nature of our metal roofing tile has many advantages. It significantly speeds up the installation processes, facilitates convenient transportation, and our proprietary jointing systems provide additional ease of installation for roofers. An additional advantage is the visual effect reminiscent of traditional roofing.



PRE-PUNCHED MOUNTING HOLES

The pre-punched mounting holes on the vertical embossing allow the sheets to be fitted quickly and tightly together. This not only simplifies the installation process but also significantly speeds up the roof work.



This product can be found in our BP2 BIM library for architects and designers: www.bp2.eu/en/architects

