



Product card –
Fit modular
roof panel



THE POWER OF ROOFS



Technical specifications

| TECHNICAL DATA [mm] | | |
|-----------------------------------|-----------|-------|
| Naming | FIT S | FIT L |
| Seam height | 22 | |
| Total width | 558 | |
| Effective width | 527 | |
| Sheet thickness | 0,5 | |
| Sheet length | 1020 | 2040 |
| Tab length when splitting a sheet | 30 | |
| Roof pitch angles | >9° | |
| Mounting | snap-lock | |

Currently, the FIT modular roof panels in our range are available in three finishes: smooth [F], MICRO RIB [M].



Smooth surface [F]



Profiling
MICRO RIB [M]



Available in two coatings: **ULTIMAT [UTK]** and **HERCULIT [HC]**, which guarantee repeatability of colour and structure.



You can find this product in our BP2 BIM library for architects and designers www.bp2.eu/architekci



The product is available in two standard lengths:
1020 mm i 2040 mm




Before assembly, please read the assembly instructions available on the www.bp2.eu





Panel design

FITL



FITS






Modular roofing tiles
MODULAR SERIES



Compact roofing tiles
COMPACT SERIES



Steel roofing tiles
CLASSIC SERIES



Retro roof tiles
RETRO SERIES



Roof panels
PANEL SERIES



**INTEGRATED
PV PANELS**



Steel roof gutter system
INGURI



**TRAPEZOIDAL
SHEETS**



**FLAT METAL
SHEETS**



FLASHINGS



ACCESORIES



**Roof Sandwich
PANELS**



**Wall Sandwich
PANELS**



Facade cladding
SKRIN, LINEA, SINUS



Wall cassette and
PROSYSTEM



Uncoiling and slitting
SERVICES



Flat sheets and cutting
SERVICES



**PERFORATION
of sheets**

